

HOME FITNESS BIKES

smooth

quiet

comfortable

*it all
starts
with a
vision*



VISION  **FITNESS**®

2007

the Vision Fitness Difference

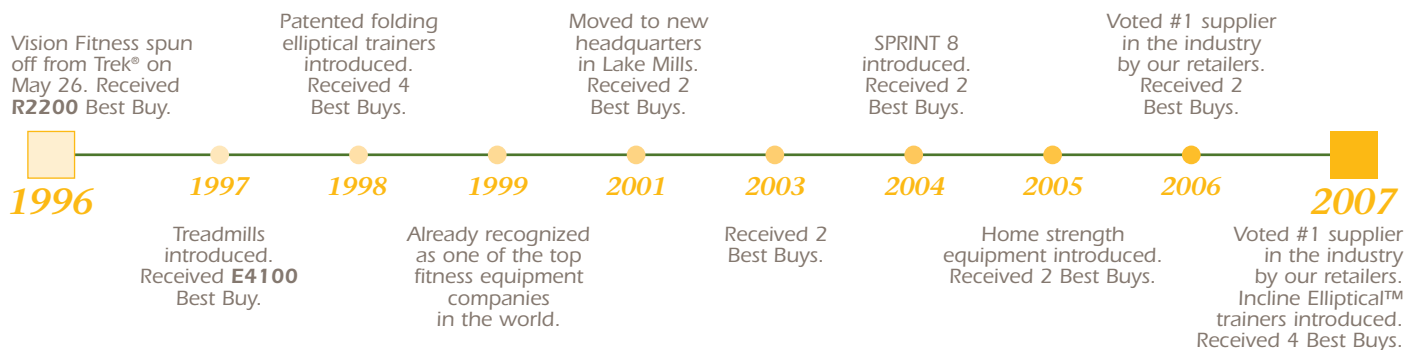
Whether your vision is a slimmer body, a healthier heart, stress management, or if you simply enjoy exercise, Vision Fitness has the bike to help you achieve your goals.

Vision Fitness began as a division of the Trek® Bicycle Company, where we pioneered the development of the smoothest, quietest, and most comfortable fitness bikes available. In 1996, Vision Fitness was spun off by the Trek® Fitness management team to continue to bring to market innovative fitness products. We offer you the same combination of quality, value, and performance that has made our founding company the most requested bicycle brand in America.



VISION FITNESS headquarters located in Lake Mills, WI

In May 2006, we celebrated our 10-year anniversary. Over the last 10-plus years, we have grown from offering three fitness bikes to a full lineup of award-winning treadmills, elliptical trainers, fitness bikes, and strength equipment. As you can see in the timeline below, we quickly became one of the top fitness equipment companies in the world. We attribute our success to our dedication to high quality standards and developing innovative products that motivate people to achieve their goals. It all starts with a Vision ...



To learn more about Vision Fitness and our complete line of quality fitness products, please visit our website: www.visionfitness.com.

Vision Fitness prides itself in creating high-quality fitness products at an exceptional value that best help you achieve your fitness goals. Vision Fitness® products have earned numerous "Best Buy" awards since 1995. Below is a list of these award-winning products:



T9200 - Platform Treadmill	February 2007
R2250HRT - Semi-Recumbent Fitness Bike	Health Magazine - Jan./Feb. 2007
R2250HRT - Semi-Recumbent Fitness Bike	Consumers Digest - February 2007
E3200HRT - Upright Fitness Bike	Consumers Digest - February 2007
T9500 - Platform Treadmill	February 2006
T9200 - Platform Treadmill	February 2006
E3200HRT - Upright Fitness Bike	BBC Focus U.K. - January 2006
E3100 - Upright Fitness Bike	Men's Fitness U.K. - March 2005
X6100 - Elliptical Trainer	Health Magazine - Jan./Feb. 2005
T9200 - Platform Treadmill	January 2005
X6200HRT - Elliptical Trainer	Which? Magazine U.K. - August 2004
E3000 - Upright Fitness Bike	Consumers Digest - February 2004
T9200 - Platform Treadmill	January 2004
T9200 - Platform Treadmill	May 2003
R2000 - Semi-Recumbent Fitness Bike	Consumers Guide
X6200 - Folding Elliptical Trainer	Consumers Digest - Jan./Feb. 2001
R2200 - Semi-Recumbent Fitness Bike	Consumers Digest - Jan./Feb. 2001
X6200 - Folding Elliptical Trainer	Consumers Digest - Sept./Oct. 1998
R2200 - Semi-Recumbent Fitness Bike	Consumers Digest - Sept./Oct. 1998
E4100 - DualAction Upright Fitness Bike	Consumers Digest - Sept./Oct. 1998
E3200 - Upright Fitness Bike	Consumers Digest - Sept./Oct. 1998
E4100 - DualAction Upright Fitness Bike	Consumers Digest - Nov./Dec. 1997
R2200 - Semi-Recumbent Fitness Bike	Consumers Digest - Nov./Dec. 1996
R2200 - Semi-Recumbent Fitness Bike	Consumers Digest - Sept./Oct. 1995

■ **Check out these great reviews:**



HEALTH MAGAZINE, JANUARY/FEBRUARY 2007

R2250HRT

"The step-through frame is just one of the comfort features on this body-friendly ride. Add the reclining seat, adjustable lumbar control, and 28 seat positions, and you might find yourself riding longer than you'd planned."

BBC FOCUS U.K., JANUARY 2006

E3200HRT

"As soon as you mount the **E3200**, you can see where the extra money has gone. The bike feels...polished, with no sign of any rattles or creaks. There is also a far wider variety of training options, with specific manual training, interval training, weight loss, sprinting and hill climbing...the **E3200** is a winner. There's also an impressive amount of onscreen information."



MEN'S FITNESS U.K., MARCH 2005

E3100

"All our testers agreed that this was their favourite bike. The console has all the information you need—time, speed, distance, calories, and so on—in a clear, simple display, with smooth adjustments to the resistance. It is also built like a tank, with sturdy, masculine looks. It includes five programmes, a book rack and bottle holder (the little things count), plus a comfortable seat ..."

Try an award-winning Vision Fitness® bike at your local specialty fitness retailer. We are confident you will agree with the thousands of satisfied users and find our fitness bikes are the smoothest, quietest, and most comfortable you have ever ridden.

smooth

What really makes our bikes stand out is the smooth ride they offer. Our fitness bikes provide years of maintenance-free performance without jarring or jerking. We



ECB-Plus™
magnetic
resistance
system

pioneered the friction-free magnetic resistance system with no wearing parts for maximum performance and durability. Combine this system with our optimally-weighted flywheel, and you get the smoothest resistance mechanism available. When the resistance level is changed on the console (even in the middle of a workout), the transitions are smooth, gradual, and fluid.

With Vision Fitness's emphasis on a smooth and quiet drive system, the internal components need to be top-of-the-line in

quality and performance. We specify premium sealed roller bearings to ensure this quality. With up to eight sets of roller bearings on some of our products, the cost to specify high-end, name-brand bearings can be significant compared to the off-the-shelf bearings used by our competitors. Vision Fitness will not cut corners, which is why we are the leader in the fitness bike industry. Additionally, high-end bicycle manufacturers have been using three-piece cranks for years. Vision Fitness was among the first to transfer this technology to the fitness industry. Three-piece cranks are more durable, provide a smoother feel, and can be found on all Vision Fitness® bikes.



Only high-end,
name-brand roller
bearings are used
on our bikes.

Many people read a magazine or watch television while working out on a piece of home fitness equipment. Additionally, they may work out in the early morning or late evening and do not want to disturb others. Vision Fitness is aware of this and, therefore, developed our Quiet-Glide™ drive technology, which utilizes a multi-ribbed supersilent Poly-V belt, to ensure an extra-quiet workout. The large eight-ribbed Poly-V belts on our **200** and **700** Series bikes give our products a competitive advantage.



Quiet-Glide™
drive system

The larger surface area puts less tension on the belt, which results in a longer lifespan of not only the belt but the entire drive system. Computer modeling on this drive system shows the expected life to exceed 20,000 hours—that's over 50 years of life when used one hour a day!

International Organization for Standardization (ISO) certification is attained by implementing and demonstrating the consistent manufacturing procedures that are necessary to produce a top quality product. All Vision Fitness® bikes are produced in plants that are ISO-certified*. Because we are so confident in the quality of our products, our bikes come with an amazing Lifetime home-use warranty on their frames and magnetic brakes/generator systems. The parts and electronics warranty is three years on the **100** and **200** Series and 10 years on the **700** Series.

*ES600 Indoor Cycle excluded



comfortable

quiet
smooth
comfortable

A bike's seat is your primary contact point and, because of this, Vision Fitness has always set comfort of the seat as a top priority. Our Comfort Arc™ seats, with body-contoured foam and free



Vision Fitness uses thick, body-contoured foam on our Comfort Arc™ seats.

range of motion, will have you smiling for miles. They are designed to fit the majority of the population and are considered the most comfortable in the fitness industry. Our upright seats have a cutout in the nose to reduce pressure on soft tissue areas. Our semi-recumbent seats offer lumbar support, and the seat bottoms include two sets of mounting holes so the seat can be adjusted to the perfect position for you.

The **200 Series** models also offer a unique reclining seatback, which has a 15-degree range

of motion for added comfort. Our step-thru semi-recumbent bikes (models **R2050**, **R2150**, **R2250HRT**, and **R2750HRT**) were designed for easy access. The step-thru feature is ideal for those lacking the balance or flexibility to use traditional semi-recumbent bikes. Plus, the **R2750HRT** comes with remote control grips on the seat handlebars for easy programming setup and changes during your workout.





E3200HRT
upright bike

bike console features

most Vision Fitness® consoles have the following key features:



Large 8x16 Dot Matrix Profile Display graphically illustrates your workout and where you are in your workout.

Integrated Reading Rack conveniently holds magazines for you to read as you exercise.

HRT® Feedback Display shows actual Heart Rate, Percent of your Maximum Heart Rate, and your Target Heart Rate.

Innovative Programs, such as SPRINT 8, and the four Heart Rate Training (HRT®) programs keep you motivated and progressing toward your goals. Each program has its own button for easy setup and for easy program changes “on the fly.”


Up & Down Arrow Keys allow you to easily adjust the intensity level of your workout at any time.

LED Feedback Display shows eight types of feedback information.

Vision Fitness’s line of fitness bikes boasts a modern console design. The example shown here is of the **R2200HRT/ E3200HRT**.

The Perfect Fitness Solution ...

The SPRINT 8® program found on Vision Fitness® bikes was developed with Phil Campbell, MS, MA, and author of *Ready, Set, Go! Synergy Fitness*. Mr. Campbell is an expert in the field of anaerobic exercise, which has been cited by numerous medical publications as the cure for somatopause or the “middle-age spread.” The “middle-age spread” is the energy decline, weight-gain, loss of muscle, and wrinkled skin we experience after age 30.



Vision Fitness is the first fitness company to integrate anaerobic exercise programming (SPRINT 8) into our equipment that specifically promotes the natural release of human growth hormone. This hormone—the most powerful body-fat-cutting, muscle-toning, anti-aging substance known in science—is produced by the body during the SPRINT 8® workout.

| the heart of a great workout ...





feature	R2750HRT	R2700HRT	R2250HRT	R2200HRT	R2150	R2050	R1500	R1400
console and programs	EASY-8™ LED CONTINUAL FEEDBACK Manual, Interval, Weight Loss, Constant Watts, SPRINT 8, HRT Cardio, HRT Weight Loss, HRT Interval, HRT Hill, 5 Custom Programs Integrated Reading Rack	EASY-8™ LED CONTINUAL FEEDBACK Manual, Interval, Weight Loss, Constant Watts, SPRINT 8, HRT Cardio, HRT Weight Loss, HRT Interval, HRT Hill, 5 Custom Programs Integrated Reading Rack	QUICK-SET™ LED Manual, Intervals, Fat Burner, Watts, SPRINT 8, HRT Cardio, HRT Weight Loss, HRT Intervals, HRT Hills, 4 Custom Programs Integrated Reading Rack	QUICK-SET™ LED Manual, Intervals, Fat Burner, Watts, SPRINT 8, HRT Cardio, HRT Weight Loss, HRT Intervals, HRT Hills, 4 Custom Programs Integrated Reading Rack	BLUE BACKLIT STN LCD Manual, Interval, Fat Burn, Mountain, Watts, SPRINT 8 Integrated Reading Rack	BLUE BACKLIT HTN LCD 9 Basic Program Profiles Integrated Reading Rack	BLUE BACKLIT HTN LCD 9 Basic Program Profiles Integrated Reading Rack	HTN LCD 5 Basic Program Profiles Integrated Reading Rack
console feedback	Speed, Distance, Calories, RPM, Level, Watts, Time, METS, Heart Rate, % Heart Rate, Target Heart Rate, Profile Display	Speed, Distance, Calories, RPM, Level, Watts, Time, METS, Heart Rate, % Heart Rate, Target Heart Rate, Profile Display	Speed, Distance, Calories, RPM, Level, Watts, Time, METS, Heart Rate, % Heart Rate, Target Heart Rate, Profile Display	Speed, Distance, Calories, RPM, Level, Watts, Time, METS, Heart Rate, % Heart Rate, Target Heart Rate, Profile Display	Heart Rate, Watts, Time, Speed, Distance, RPM, Calories, Program, Level, Profile Display	Level, RPM, Time, Distance, Heart Rate, Calories, Watts, Program, Profile Display	Level, RPM, Time, Distance, Heart Rate, Calories, Watts, Program, Profile Display	Level, RPM, Time, Distance, Heart Rate, Calories, Profile Display
heart rate	Contact & Telemetric	Contact & Telemetric	Contact & Telemetric	Contact & Telemetric	Contact	Contact	Contact	Contact
program levels	20	20	16	16	16	16	16	8
resistance system	Cambridge Motor Works™ Generator	Cambridge Motor Works™ Generator	ECB-PLUS™ Motor-Operated Permanent Magnet	ECB-PLUS™ Motor-Operated Permanent Magnet	ECB-PLUS™ Motor-Operated Permanent Magnet	Motor-Operated ECB	Motor-Operated ECB	Motor-Operated ECB
drive train	QUIET-GLIDE™ Supersilent Poly-V Belt	QUIET-GLIDE™ Supersilent Poly-V Belt	QUIET-GLIDE™ Supersilent Poly-V Belt	QUIET-GLIDE™ Supersilent Poly-V Belt	Supersilent Poly-V Belt	Supersilent Poly-V Belt	Supersilent Poly-V Belt	Supersilent Poly-V Belt
flywheel	Integrated w/ Generator	Integrated w/ Generator	24 lbs. Balanced	24 lbs. Balanced	24 lbs. Balanced	21 lbs. Balanced	21 lbs. Balanced	21 lbs. Balanced
seat	Club COMFORT ARC™ w/ Adjustable Lumbar Control	Club COMFORT ARC™ w/ Adjustable Lumbar Control	COMFORT ARC™ w/ Reclining Seat	COMFORT ARC™ w/ Reclining Seat	COMFORT ARC™ w/ Lumbar Support	COMFORT ARC™ w/ Lumbar Support	COMFORT ARC™ w/ Lumbar Support	Molded Foam w/ Lumbar Support
seat rail	Aluminum, 28 Positions	Aluminum, 28 Positions	Aluminum, 28 Positions	Aluminum, 28 Positions	Sandblasted Steel	Sandblasted Steel	Sandblasted Steel	Sandblasted Steel
handlebars	Extended Console & Seat w/ Contact Heart Rate & Remote Control Grips	Extended Console & Seat w/ Contact Heart Rate	Extended Console & Seat w/ Contact Heart Rate	Extended Console & Seat w/ Contact Heart Rate	Console & Seat w/ Contact Heart Rate	Console & Seat w/ Contact Heart Rate	Console & Seat w/ Contact Heart Rate	Console & Seat w/ Contact Heart Rate
pedals	Self-balancing w/ Easy-Adjust Straps	Self-balancing w/ Easy-Adjust Straps	Self-balancing w/ Easy-Adjust Straps	Self-balancing w/ Easy-Adjust Straps	Self-balancing w/ Easy-Adjust Straps	Self-balancing w/ Easy-Adjust Straps	Self-balancing w/ Easy-Adjust Straps	Self-balancing w/ Easy-Adjust Straps
power	Self-Generating	Self-Generating	Plug-In	Plug-In	Plug-In	Plug-In	Plug-In	Plug-In
home warranty*	Lifetime Frame Lifetime Generator System 10 Years Electronics/Parts 2 Years Labor	Lifetime Frame Lifetime Generator System 10 Years Electronics/Parts 2 Years Labor	Lifetime Frame Lifetime Magnetic Brake 3 Years Electronics/Parts 1 Year Labor	Lifetime Frame Lifetime Magnetic Brake 3 Years Electronics/Parts 1 Year Labor	Lifetime Frame Lifetime Magnetic Brake 3 Years Electronics/Parts 1 Year Labor	Lifetime Frame Lifetime Magnetic Brake 2 Years Electronics/Parts 1 Year Labor	Lifetime Frame Lifetime Magnetic Brake 2 Years Electronics/Parts 1 Year Labor	Lifetime Frame Lifetime Magnetic Brake 2 Years Electronics/Parts 1 Year Labor
commercial warranty* limited corporate	Lifetime Frame 5 Years Generator System 5 Years Electronics/Parts 2 Years Labor	Lifetime Frame 5 Years Generator System 5 Years Electronics/Parts 2 Years Labor	▲ Up to 3 Hours of Use/Day 1 Year Frame 1 Year Magnetic Brake 1 Year Electronics/Parts 1 Year Labor	▲ Up to 3 Hours of Use/Day 1 Year Frame 1 Year Magnetic Brake 1 Year Electronics/Parts 1 Year Labor	None	None	None	None
dimensions	67"L x 28"W x 53"H	60"L x 26"W x 52"H	67"L x 26"W x 53"H	60"L x 26"W x 52"H	62"L x 26"W x 50"H	62"L x 26"W x 50"H	57"L x 27"W x 47"H	57"L x 27"W x 47"H
product weight	159 lbs.	154 lbs.	150 lbs.	124 lbs.	150 lbs.	150 lbs.	102 lbs.	93 lbs.
max. user weight	400 lbs.	400 lbs.	300 lbs.	300 lbs.	300 lbs.	300 lbs.	300 lbs.	300 lbs.
upgrades from previous model	UPGRADES FROM R2250HRT Console Feedback, Warranty, Generator System, Accessory Tray, CSAFE, Remote Control Grips, Max. User Weight	UPGRADES FROM R2200HRT Console Feedback, Warranty, Generator System, Accessory Tray, CSAFE, Max. User Weight	UPGRADES FROM R2150 Heart Rate Training Programs, Custom Programs, Reclining Seat, Telemetric Heart Rate, Extended Console Handlebar	UPGRADES FROM R2150 Heart Rate Training Programs, Custom Programs, Reclining Seat, Telemetric Heart Rate, Extended Console Handlebar	UPGRADES FROM R2050 STN LCD Display, Advanced Programming Options, ECB-PLUS™ Resistance System, Warranty	UPGRADES FROM R1500 Step-Thru Access, Heavier Gauge Steel Frame, Longer Seat Rail	UPGRADES FROM R1400 Bottom Support Tube on Frame, Comfort Arc™ Seat, Blue Backlit Console, Resistance Levels, Console Programming, Console Feedback	UPGRADES FROM SPORTING GOODS MODEL Heavy Gauge Frame, Three-Piece Crank, Warranty, More Accurate Heart Rate Feedback



feature	E3700HRT	E3200HRT	E3200	E3100	E1500	E1400	E4000	ES600
console and programs	EASY-8™ LED CONTINUAL FEEDBACK Manual, Interval, Weight Loss, Constant Watts, SPRINT 8, HRT Cardio, HRT Weight Loss, HRT Interval, HRT Hill, 5 Custom Programs Integrated Reading Rack	QUICK-SET™ LED Manual, Intervals, Fat Burner, Watts, SPRINT 8, HRT Cardio, HRT Intervals, HRT Hills, 4 Custom Programs Integrated Reading Rack	QUICK-SET™ LED Manual, Intervals, Fat Burner, Watts, SPRINT 8, Random, Mountain, Rolling, Race Integrated Reading Rack	BLUE BACKLIT STN LCD Manual, Interval, Fat Burn, Mountain, Watts, SPRINT 8 Integrated Reading Rack	BLUE BACKLIT HTN LCD 9 Basic Program Profiles Integrated Reading Rack	HTN LCD 5 Basic Program Profiles Integrated Reading Rack	LCD DISPLAY w/ Large Feedback Window	FRAME Anti-Rust-Coated High-Tensile Steel Frame
console feedback	Speed, Distance, Calories, RPM, Level, Watts, Time, METS, Heart Rate, % Heart Rate, Target Heart Rate, Profile Display	Speed, Distance, Calories, RPM, Level, Watts, Time, METS, Heart Rate, % Heart Rate, Target Heart Rate, Profile Display	Speed, Distance, Calories, RPM, Level, Watts, Time, METS, Heart Rate, % Heart Rate, Profile Display	Heart Rate, Watts, Time, Speed, Distance, RPM, Calories, Program, Level, Profile Display	Level, RPM, Time, Distance, Heart Rate, Calories, Watts, Program, Profile Display	Level, RPM, Time, Distance, Heart Rate, Calories, Profile Display	RPM, Calories, Distance, Time	SEAT POST & HANDLEBAR STEM Stainless Steel w/ Precision Diecasting & Extensible Slider w/ Scale
heart rate	Contact & Telemetric	Contact & Telemetric	Contact	Contact	Contact	Contact	None	DRIVE TRAIN Maintenance-Free Belt Drive
program levels	20	16	16	16	16	8	Indexed	BOTTOM BRACKET Cro-Moly Heat Treated Axle w/ Quality SKF Sealed Roller Bearings
resistance system	Cambridge Motor Works™ Generator	ECB-PLUS™ Motor-Operated Permanent Magnet	ECB-PLUS™ Motor-Operated Permanent Magnet	ECB-PLUS™ Motor-Operated Permanent Magnet	Motor-Operated ECB	Motor-Operated ECB	ECB Cable-Operated, Permanent Magnet	RESISTANCE SYSTEM Friction Brake w/ Microadjust Knob & Emergency Stop
drive train	QUIET-GLIDE™ Supersilent Poly-V Belt	QUIET-GLIDE™ Supersilent Poly-V Belt	QUIET-GLIDE™ Supersilent Poly-V Belt	Supersilent Poly-V Belt	Supersilent Poly-V Belt	Supersilent Poly-V Belt	Chain & Poly-V Belt	FLYWHEEL High Inertial, 46 lbs.
flywheel	Integrated w/ Generator	24 lbs. Balanced	24 lbs. Balanced	24 lbs. Balanced	21 lbs. Balanced	21 lbs. Balanced	16.5 lbs. Balanced	CRANKS High Carbon Steel w/ Heat Treatment
seat	Club COMFORT ARC™ Upright	COMFORT ARC™ Upright	COMFORT ARC™ Upright	COMFORT ARC™ Upright	COMFORT ARC™ Upright	Molded Foam	COMFORT ARC™ Upright	PEDALS Standard Alloy Pedals
seat post	Chrome Plated Steel	Steel	Steel	Steel	Steel	Steel	Steel	HANDLEBAR Multi-Position w/ Microadjust
handlebars	Multi-Position w/ Armrests	Multi-Position w/ Armrests	Multi-Position	Multi-Position	Multi-Position	Multi-Position	Multi-Position	SEAT Comfortable Velo® Saddle
pedals	Self-balancing w/ Easy-Adjust Straps	Self-balancing w/ Easy-Adjust Straps	Self-balancing w/ Easy-Adjust Straps	Self-balancing w/ Easy-Adjust Straps	Self-balancing w/ Easy-Adjust Straps	Self-balancing w/ Easy-Adjust Straps	Double-Sided Strapless	FLOOR SPACE 43"L x 23.5"W x 51"H
power	Self-Generating	Plug-In	Plug-In	Plug-In	Plug-In	Plug-In	2 AA Battery	PRODUCT WEIGHT 127 lbs.
home warranty*	Lifetime Frame Lifetime Generator System 10 Years Electronics/Parts 2 Years Labor	Lifetime Frame Lifetime Magnetic Brake 3 Years Electronics/Parts 1 Year Labor	Lifetime Frame Lifetime Magnetic Brake 3 Years Electronics/Parts 1 Year Labor	Lifetime Frame Lifetime Magnetic Brake 3 Years Electronics/Parts 1 Year Labor	Lifetime Frame Lifetime Magnetic Brake 2 Years Electronics/Parts 1 Year Labor	Lifetime Frame Lifetime Magnetic Brake 2 Years Electronics/Parts 1 Year Labor	Lifetime Frame Lifetime Magnetic Brake 2 Years Electronics/Parts 1 Year Labor	MAXIMUM USER WEIGHT 300 lbs.
commercial warranty* limited corporate	Lifetime Frame 5 Years Generator System 5 Years Electronics/Parts 2 Years Labor	▲Up to 3 Hours of Use/Day 1 Year Frame 1 Year Magnetic Brake 1 Year Electronics/Parts 1 Year Labor	▲Up to 3 Hours of Use/Day 1 Year Frame 1 Year Magnetic Brake 1 Year Electronics/Parts 1 Year Labor	None	None	None	▲Up to 3 Hours of Use/Day 1 Year Frame 1 Year Magnetic Brake 1 Year Electronics/Parts 1 Year Labor	STANDARD FEATURES Water Bottle Cage
dimensions	41"L x 26"W x 56"H	41"L x 26"W x 56"H	41"L x 26"W x 56"H	41"L x 26"W x 56"H	40"L x 26"W x 50"H	40"L x 26"W x 50"H	43"L x 25"W x 53"H	WARRANTY* 15 Years Frame, 3 Years Parts, 1 Year Labor, 90 Days Wear Items
product weight	124 lbs.	104 lbs.	104 lbs.	95 lbs.	82 lbs.	82 lbs.	97 lbs.	
max. user weight	400 lbs.	300 lbs.	300 lbs.	300 lbs.	300 lbs.	300 lbs.	300 lbs.	
upgrades from previous model	UPGRADES FROM E3200HRT Console Feedback, Warranty, Generator System, Accessory Tray, CSAFE, Max. User Weight	UPGRADES FROM E3200 Heart Rate Training Programs, Custom Programs, Telemetric Heart Rate, Handlebar Armrests	UPGRADES FROM E3100 Console Feedback, Quiet-Glide™ Drive, Corporate Warranty	UPGRADES FROM E1500 STN LCD Display, Advanced Programming Options, Heavier Frame & Construction, ECB-Plus™ Resistance System, Warranty	UPGRADES FROM E1400 Comfort Arc™ Seat, Blue Backlit Console, Resistance Levels, Console Programming, Console Feedback	UPGRADES FROM SPORTING GOODS MODEL Heavy Gauge Frame, Supersilent Poly-V Belt, Three-Piece Crank, Warranty, More Accurate Feedback	UPGRADES FROM POPULAR AIR BIKE Adjustable Magnetic Resistance, Comfort Arc™ Seat, Quieter Workout, Heavy Gauge Frame	


* Refer to www.visionfitness.com for complete Warranty details.
All product specifications are subject to change.

comfortable

quiet

smooth

*it all
starts
with a
vision*



500 South CP Avenue ■ P.O. Box 280 ■ Lake Mills, WI 53551
toll free 800.335.4348 ■ phone 920.648.4090 ■ fax 920.648.3373
www.visionfitness.com

©2007 Vision Fitness. All Rights Reserved. Cambridge Motor Works, Comfort Arc, Easy-8, ECB-Plus, HRT, Quick-Set, Quiet-Glide, and SPRINT 8 are Trademarks of Vision Fitness.
8.07 Part #ZMM1000142
LIT18.01MKT
REV21

